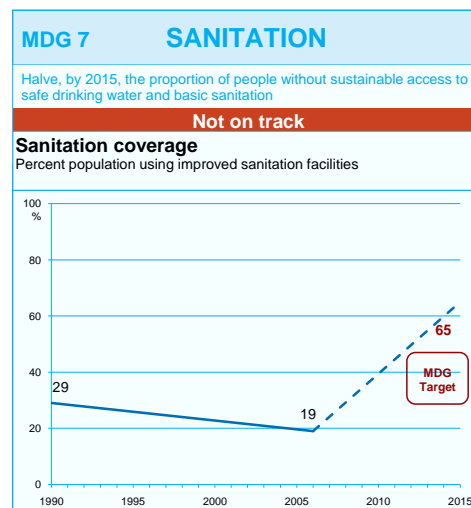
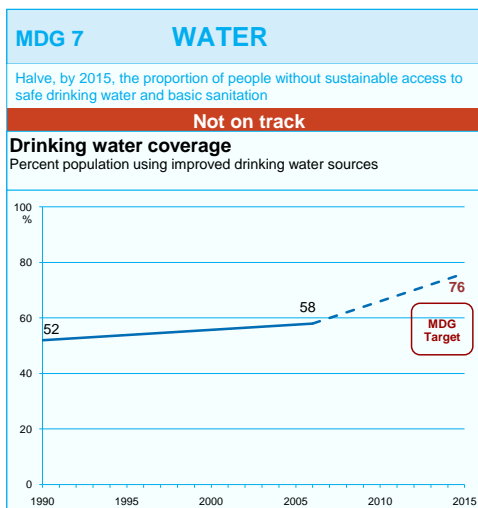
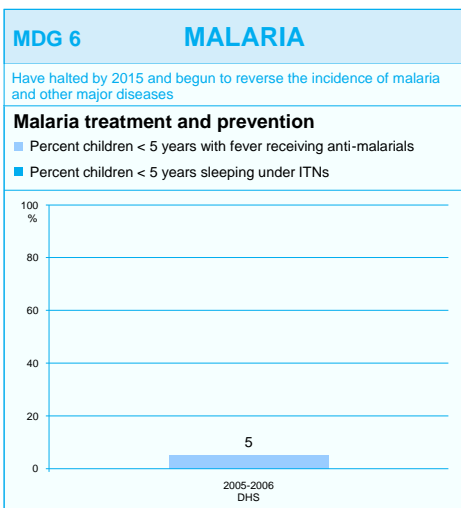
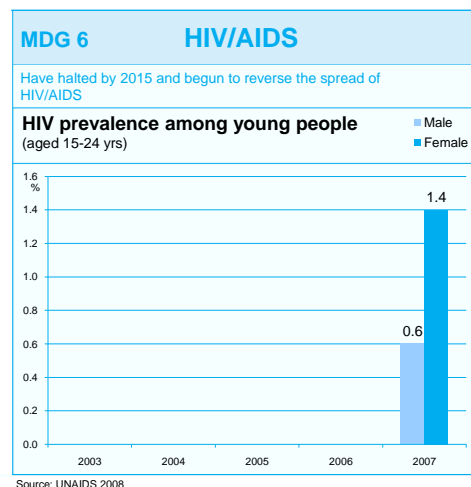
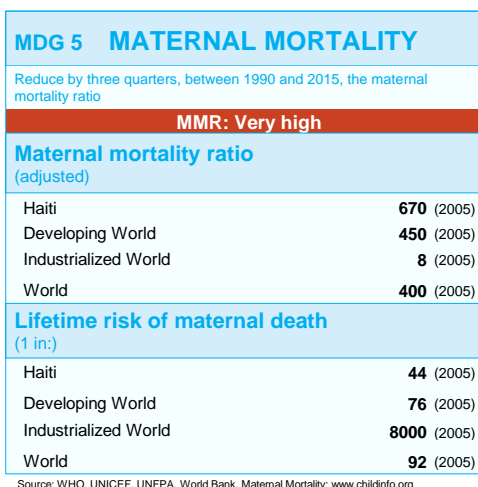
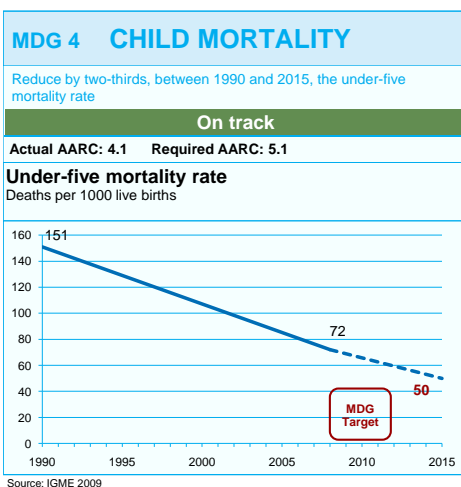
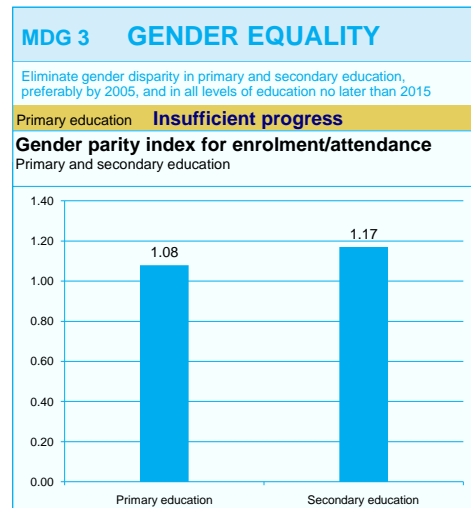
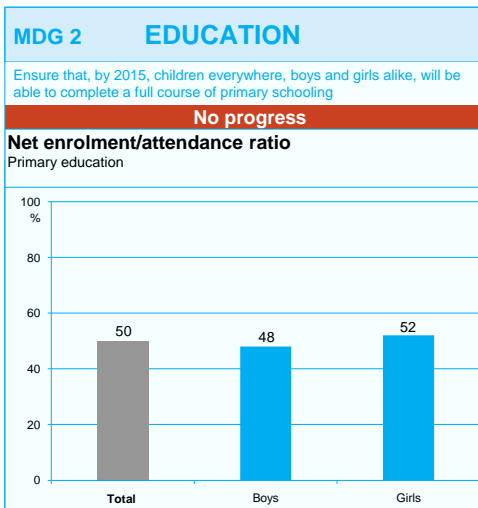



PROGRESS TOWARD THE MILLENNIUM DEVELOPMENT GOALS

Haiti



Haiti

OTHER KEY MEASURES OF CHILD WELL-BEING

AREA	KEY INDICATOR	COUNTRY ESTIMATE	REGIONAL * AVERAGE	SOURCE (Country Estimate)
NUTRITION				
Vitamin A supplementation	Vitamin A supplementation coverage rate with two doses (6-59 months, %)	-	-	-
Exclusive breastfeeding	Children who are exclusively breastfed (first 6 months of life, %)	41	41	DHS 2006
Iodized salt consumption	Households consuming adequately iodized salt (15 parts per million or more, %)	3	89	DHS 2005-2006
Low birth weight	Infants with low birth weight (%)	25	9	DHS 2005
HEALTH				
Pneumonia	Under-fives with pneumonia taken to an appropriate health care provider (%)	31	54	DHS 2005
Diarrhoea	Under-fives with diarrhoea receiving ORT and continued feeding (%)	43	-	DHS 2005-2006
Malaria	Under-fives with fever receiving antimalarial drugs (%)	5	-	DHS 2005-2006
	Under-fives sleeping under an ITN (%)	-	-	-
HIV/AIDS				
HIV Prevalence	Estimated adult HIV prevalence rate (15-49 years, %)	2.2	0.6	2007 (UNAIDS 2008)
Preventing Mother-to-Child Transmission	HIV-positive pregnant women receiving ARVs to prevent infant HIV infection (%)	46	54	2008 (WHO/ UNAIDS 2009)
Knowledge	Young people who have comprehensive knowledge of HIV (male 15-24 years, %)	40	-	Other NS 2005-2006
	Young people who have comprehensive knowledge of HIV (female 15-24 years, %)	34	-	Other NS 2005-2006
Condom use	Young people who used a condom at last high-risk sex (male 15-24 years, %)	43	-	Other NS 2005
	Young people who used a condom at last high-risk sex (female 15-24 years, %)	29	-	Other NS 2005
IMMUNIZATION				
Measles	One year old children immunized against measles (%)	58	93	2008 (WHO/ UNICEF 2009)
DPT3	One year old children immunized with 3 doses of DPT (%)	53	90	2008 (WHO/ UNICEF 2009)
MATERNAL & NEWBORN CARE				
Skilled attendant at delivery	Births attended by skilled health personnel (%)	26	91	DHS 2005-2006
Antenatal care	Women aged 15-49 years attended at least once during pregnancy by skilled health personnel (%)	85	94	DHS 2005-2006
Contraceptive prevalence	Women in union aged 15-49 currently using contraception (%)	32	75	DHS 2005-2006
CHILD PROTECTION				
Birth registration	Children under five that were registered at the moment of survey (%)	81	89	DHS 2005
Female genital mutilation/cutting	Women 15-49 years of age who have been mutilated/cut (%)	-	-	-
Child labor	Children aged 5-14 years involved in labor activities at the moment of survey (%)	21	10	DHS 2006
Child marriage	Women 20-24 years of age that were married or in union before they were 18 years old (%)	30	25	DHS 2005

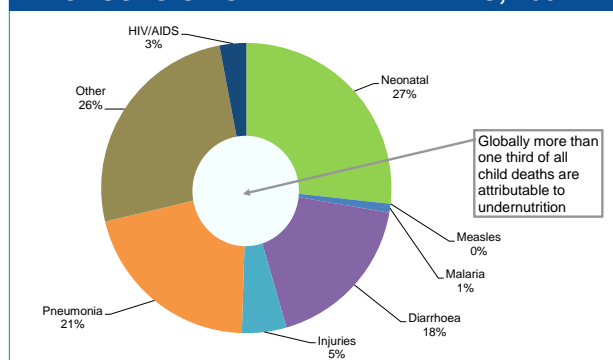
* Source (Regional Average) UNICEF, The State of the World's Children 2010, www.childinfo.org. PMTCT (Regional Average): 2008 (WHO/UNAIDS/MOH 2009)

DEMOGRAPHY

KEY INDICATOR	TOTAL	YEAR
Total population (000)	9,876	2008
Total under-five population (000)	1,252	2008
Under-five mortality rate	72	2008
Under-five mortality rank	48	2008
Total births (000)	273	2008
Total under-five deaths (000)	19	2008

Source: UNICEF, The State of the World's Children 2010, www.childinfo.org

CAUSES OF UNDER-FIVE DEATHS, 2004



Source: WHO 2008. Figure may not add to 100% due to rounding.